



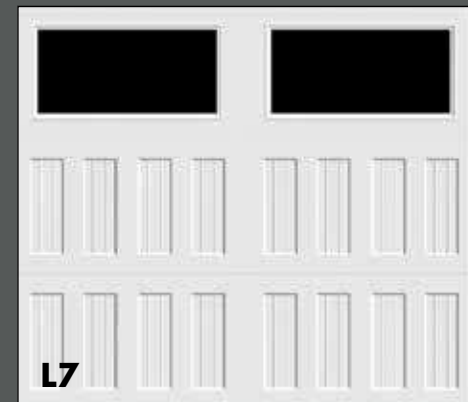

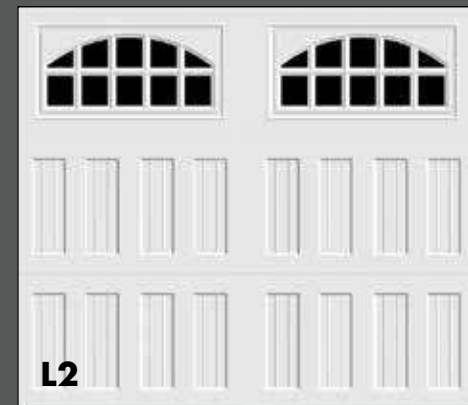




DELANO • LEGACY  
*A Lasting Impression*



**1<sup>ST</sup>  
UDT** 1<sup>ST</sup> UNITED DOOR  
TECHNOLOGIES  
[steelitedoor.com](http://steelitedoor.com)



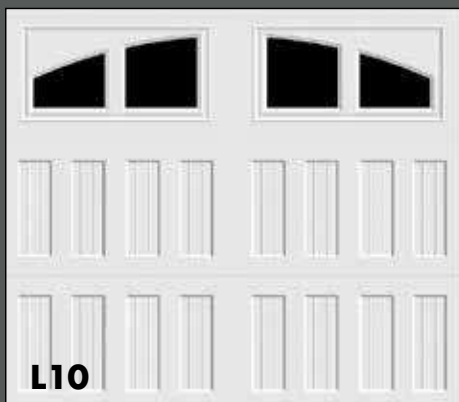






# THE IMPRESSIONABLE



All doors shown are 7' high (3 panel). 8' high (4 panel) also available.

# CARRIAGE DOOR

Steelite™ is an alternative design for the price conscience consumer who understands a garage door's impact on the curb appeal of their home. Two unique designs are available that are sure to delight the most discriminating homeowner. Optional designer window treatments and decorative hardware are also available.



## Door Hardware

We have the hardware to match your design, giving you the authentic look of a classic Carriage House Door

### Steel Cast Hinges



Arrowhead Hinge-12" #CCAH-B10



Rosette Hinge-12" #CCRH-B11



Dome Hinge-12" #CCDH-B12



Spade Hinge-12" #CCSH-B13

### Steel Cast Handles



Standard Handle  
#CCSH-B1  
(Stamped)

Dome End  
Twist Handle  
#CCDE-B3

Rosette Handle  
#CCRH-B14

### Door Pulls



Drop Ring Pull  
Handle  
#CCDRP-B6

Drop Ring  
Twist Handle  
#CCDRT-B7

Twisted Lever Handle  
#CCTLH-B14  
(Pair/Fixed Position)



# Delano • Legacy

steelitedoor.com

Premium quality, 23 gauge 2-inch thick steel door with vertical beaded panels set into 24 and 28 inch section heights. A unique and exclusive design of First United Door Technologies.

### SPECIFICATIONS:

Sections: Are 2 inches thick in 24 and 28-inch section heights. Each section is manufactured from heavy duty 23 gauge hot dipped galvanized steel. Sections are pre-painted white and rotary embossed with a wood grain texture. Ultra high definition raised panels are pressed in 1/8" height increments to a depth of .375". Tongue and groove-meeting rails are roll formed into the panel incorporating the "RITS" reinforced integral truss system. Vertical stile members are 19 gauge hot dipped galvanized I-beams pre-painted white to match the interior color of the section. Stiles are riveted and bonded to the interior face of the door with an epoxy-based cement. Bottom sections are reinforced with aluminum "L" angle, and bonded to the bottom of the section for supporting a replaceable UV protected bottom weather seal. Not all window frames align with lower embossment panels. No colonial window designs available. No long panel windows on door sizes less than 8' wide.

### H-2 HARDWARE AND TRACK:

Hinges are hot dipped galvanized, 14-gauge wide body end roller hinges and 16-gauge interior hinges. Rollers are 2-inch black nylon, galvanized torsion tube; self-locking fasteners, pre-painted springs, red emergency gripping devices and an inside lock.

### UPGRADED HARDWARE OPTIONS AVAILABLE


- High Life-Cycle Springs - High life cycle torsion springs are available. On average, these can significantly increase the life of the springs.
- Composite Hinges - Quiet Residential Package - Composite hinges, engineered and rated for doors up to 400 pounds and are strong, flexible and will never rust. Unlike steel hinges, they won't squeak or squeal when used and require no lubrication.
- Nylon Rollers - Heavy duty 11-ball Nylon Rollers which roll easier and are quieter.



### OPTIONAL ENERGY EFFICIENT INSULATION

CFC free Polystyrene insulation with a rigid vinyl back skin, R factor of 6.25. Laminated PVC backing is available as a factory installed option.

Calculated door section R-Values are in accordance with DASMA TDS-163.



### EXCLUSIVE RITS™ DESIGN

Exclusive RITS™ "Reinforced Integral Truss System" design, for increased section strength and wind-load capabilities that include tongue and groove weather resistant meeting rails.



### REINFORCED ALUMINUM BOTTOM EXTRUSION

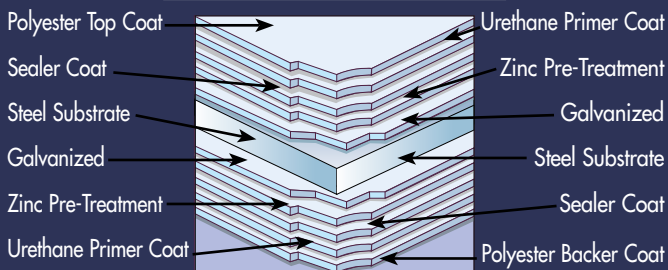
Heavy duty grooved "U" type weather seal is set into an aluminum reinforced "L" angle, and bonded to the bottom section.



### I-BEAM CENTER STILES

Pre-painted I-beam center stiles are engineered to reinforce the construction of the section and designed to eliminate the use of plastic reinforcement angles when the section is post insulated.

### TEN COAT RUST PROTECTION



Available in: White Only

### WIDTHS & HEIGHTS:

Widths: 8', 9', 10', 12', 15', 16', 18' & 20'

Heights: 6'0" thru 14' in 24" & 28" configurations

10' & 15' W only available in Delano.

Additional widths & heights may be available upon request.

 Track Radius 12", 15", 20", 32"	 OPTIONAL INSULATION	 HEAVY-DUTY STRENGTH	 OPTIONAL GLASS LITES
 SECURITY	 PERIMETER WEATHER SEAL	 PAINTABLE	 EXCLUSIVE RITS™ DESIGN

### WARRANTY

First United Door Technologies warrants each garage door and component parts to be free from defects in material and workmanship to the original purchaser.

A copy of this warranty is available upon request.

# 1<sup>ST</sup> UDT 1<sup>ST</sup> UNITED DOOR TECHNOLOGIES

## First United Door Technologies

1016 W. Geneva Drive • Tempe, Az 85282

Ph: 480-705-6632 • Fax: 480-705-8497

firstudt.com • sales@firstudt.com

